

Get the right shade easily.

Nacera® Color Guide Pearl Q³ Multi-Shade



- Two shades out of one blank
- 16 mm and 20 mm height
16 mm for single units (molar Ø 10 - 12 mm)
20 mm for bridges up to 3 units
- First half: brighter shades (top of disc)
- Second half: darker shades (bottom of disc)



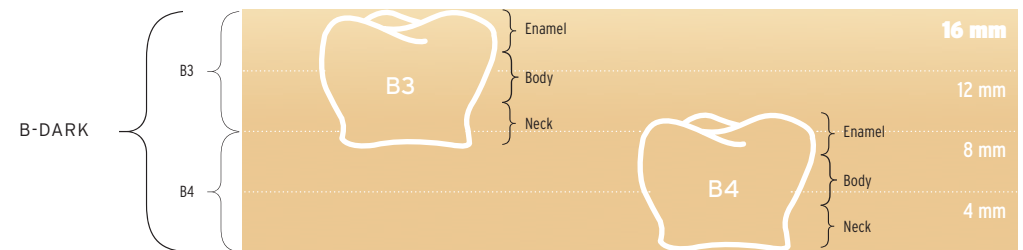
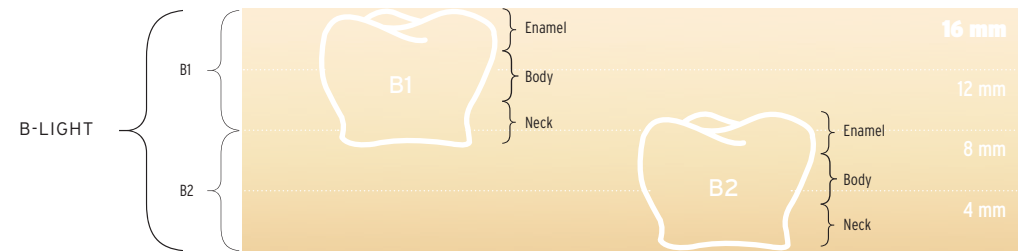
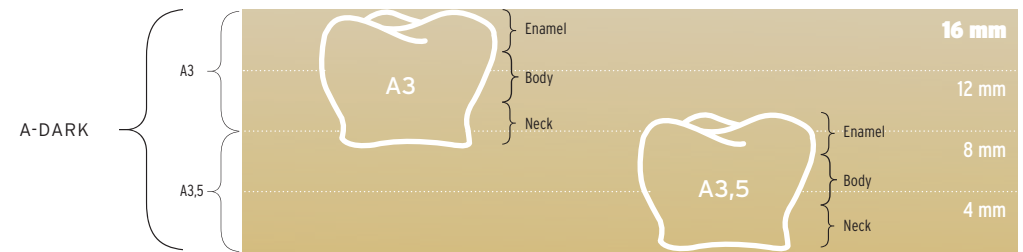
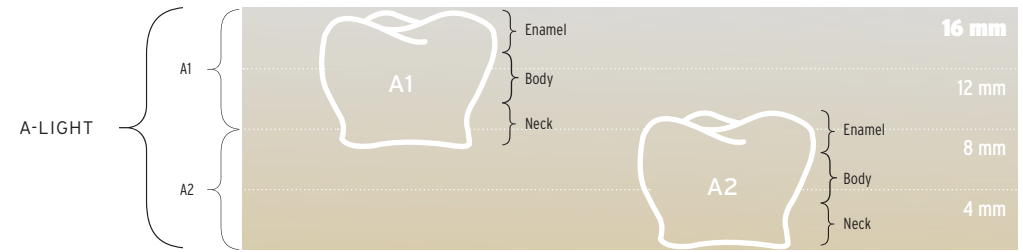
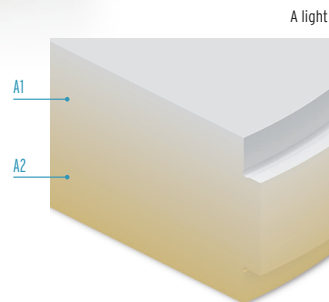
ACHIEVABLE SHADES

Nacera Pearl Q³ Shade

- A-Light
- A-Dark
- B-Light
- B-Dark
- C-Light

VITA® Shade

- A1 - A2
- A3 - A3,5
- B1 - B2
- B3 - B4
- C1 - C2



C-LIGHT WORKS WITH THE SAME LOGIC.